




| CORE Subjects | Lesson and Resources   | Notes / Extension Task |
|---------------|--|------------------------|
| ENGLISH       | Please use this booklet:<br><a href="#">Year 9 Non-Fiction Booklet Articles + Resources.docx</a><br>and this planning sheet: <a href="#">Non Fiction 5s planning sheet.docx</a><br>to complete the lessons located here: <a href="#">8.9.25</a><br><br>Lesson 1 – Non-Fiction writing. |                        |
|               | Lesson 2 – Justice planning and IP : <a href="#">8.9.25</a>  |                        |
|               | Lesson 3 – Comparing two articles : <a href="#">8.9.25</a>   |                        |
|               | Lesson 4 – Comparing two articles – continued.: <a href="#">8.9.25</a>   |                        |
|               | Lesson 5 – Conformity speech : <a href="#">8.9.25</a>  |                        |
|               | Lesson 6 – Emotive language: <a href="#">8.9.25</a>  |                        |
|               | Lesson 7 – Witchcraft writing – Independent speech.: <a href="#">8.9.25</a>  |                        |

| CORE Subjects | Lesson and Resources   | Notes / Extension Task  |
|---------------|--|---|
| MATHS         | <u>Lesson 1</u><br>Adding and Subtracting Decimals <b>Sparx: M429, M152</b><br>Follow the links and answer the questions. Click the tick at the bottom to check your answers.<br><a href="#">Adding Decimals Mixed Practice</a><br><a href="#">Subtracting Decimals Mixed Practice</a> | <u>Notes:</u><br>Where relevant, find the Sparx Task by clicking on Independent Learning:<br><br>And then search for the relevant task in the Search bar:<br><div> <div>Search for topics:</div> <div>Your curriculum:</div> <div>Enter topic name or code</div> <div>Key Stage 3</div> </div> Use the videos for support as you answer the questions. |
|               | <u>Lesson 2</u><br>Multiplying Decimals <b>Sparx: M803</b><br>Follow the links and answer the questions. Click the tick at the bottom to check your answers.<br><a href="#">Multiplying Decimals Mixed Practice</a>  |   |
|               | <u>Lesson 3</u><br>Dividing Decimals <b>Sparx: M873, M262</b><br>Follow the links and answer the questions. Click the tick at the bottom to check your answers.<br><a href="#">Dividing Decimals Mixed Practice</a>  | <u>Extension Tasks:</u><br>Complete all Compulsory, Target and XP Boost tasks at 100%   |

| CORE Subjects | Lesson and Resources   | Notes / Extension Task  |
|---------------|--|---|
| MATHS         | <p><u>Lesson 4</u><br/> Order of Operations    <b>Sparx: M521</b><br/> Complete the questions at all levels<br/> When finished, follow this link and answer the questions.<br/> <a href="#">Order of Operations Mixed Practice</a></p>     | <p><u>Notes:</u><br/> Where relevant, find the Sparx Task by clicking on Independent Learning:</p>  <p>And then search for the relevant task in the Search bar:</p> <div> <div>Search for topics:</div> <div>Your curriculum:</div> <div> <input type="text" value="Enter topic name or code"/> <input type="text" value="Key Stage 3"/> </div> </div> <p>Use the videos for support as you answer the questions.</p> <p><u>Extension Tasks:</u><br/> Complete all Compulsory, Target and XP Boost tasks at 100%</p> |
|               | <p><u>Lesson 5</u><br/> Rounding    <b>Sparx: M111, M431</b><br/> Follow this link and answer the questions. Click the tick at the bottom to check your answers.<br/> <a href="#">Rounding Decimals Mixed Practice</a></p>                 |   |
|               | <p><u>Lesson 6</u><br/> Rounding Significant Figures    <b>Sparx: M994, M131</b><br/> Follow this link and answer the questions. Click the tick at the bottom to check your answers.<br/> <a href="#">Rounding Significant Figures</a></p> |   |
|               | <p><u>Lesson 7</u><br/> Estimation    <b>Sparx: M878</b><br/> Follow this link and answer the questions. Click the tick at the bottom to check your answers.<br/> <a href="#">Estimation Mixed Practice</a></p>                            |   |

| CORE Subjects  | Lesson and Resources  | Notes / Extension Task   |
|----------------|---|--|
| <b>SCIENCE</b> | <p>Lesson 1: KS 3&gt; Year 9&gt; Biological Systems&gt; Musculoskeletal systems<br/> <a href="#">Curriculum - Curriculum</a></p> <p>Lesson 2: Muscles<br/> <a href="#">Curriculum - Curriculum</a></p> <p>Lesson 3: The respiratory system<br/> <a href="#">Curriculum - Curriculum</a></p> <p>Lesson 4: Aerobic respiration<br/> <a href="#">Curriculum - Curriculum</a></p> <p>Lesson 5: Breathing<br/> <a href="#">Curriculum - Curriculum</a></p> | <p><a href="#">Sparx - How to Use</a></p> <p><u>Notes:</u><br/>           Where relevant, find the Sparx Task by clicking on Independent Learning:</p>  <p>And then search for the relevant task in the Search bar:</p> <div> <div>           Search for topics:<br/> <input type="text" value="Enter topic name or code"/> </div> <div>           Your curriculum:<br/> <input type="text" value="Key Stage 3"/> </div> </div> |

| Foundation Subject | Lesson and Resources   | Notes / Extension Task |
|--------------------|--|------------------------|
| ART                | Complete a drawing of a natural form - eg a seedhead, flower or plant from REAL LIFE OR A PHOTO YOU HAVE TAKEN - not from the internet |                        |
| DRAMA              |  |                        |
| FRENCH             |  |                        |

| Foundation Subject | Lesson and Resources   | Notes / Extension Task  |
|--------------------|--|---|
| <b>GEOGRAPHY</b>   | <p>Follow the links below to watch and complete the Oak National lessons. Ensure you are in a suitable environment to work where you can listen to the teacher recording of the lesson. You will pause and complete all activities and record your work on the worksheet uploaded or in a notebook or on paper.</p> <p>Only complete the amount of lessons you would have missed had you have been in school.</p> <p>Website: <a href="https://continuityoak.org.uk/Lessons">https://continuityoak.org.uk/Lessons</a></p> <p><b>Autumn Term 1: Climate Change</b><br/>Go to- Geography- Year 9- Unit 2- Climate Change</p> <p><b>Week beginning 8/9</b><br/>L1- What evidence do we have to show that the climate is changing?<br/>L2- What are the natural causes of climate change? (this will take two lessons)</p> | <p>If you have finished all the tasks in the lesson and resources section and wish to continue some more geography work log on to Seneca using your school account.</p> <p>Search for KS3 Geography and work your way through the learning and quizzes for the topic you are currently learning.</p>            |
| <b>HISTORY</b>     | Work through unit 7  | <p>Before you begin, you will need a pen, paper and headphones if working in a shared area. Click on the link below:</p> <p><a href="https://www.thenational.academy/pupils/programmes/history-secondary-year-9/units">https://www.thenational.academy/pupils/programmes/history-secondary-year-9/units</a></p> |

| Foundation Subject | Lesson and Resources   | Notes / Extension Task  |
|--------------------|--|---|
| MUSIC              | What is the role of chords?<br><a href="https://thenational.academy/pupils/lessons/what-is-the-role-of-chords-c9hk6c?share=true">https://thenational.academy/pupils/lessons/what-is-the-role-of-chords-c9hk6c?share=true</a> |   |
| RELIGIOUS STUDIES  | Lesson 1 Introduction to ethics<br><a href="https://thenational.academy/pupils/lessons/the-nature-of-human-goodness?share=true">https://thenational.academy/pupils/lessons/the-nature-of-human-goodness?share=true</a>       | Notes:<br>1. Open the link and complete the lesson, pause the video as and when needed.<br>Extension task: Create a ten question quiz about this topic. |
|                    | Lesson 2 Situation ethics<br><a href="https://thenational.academy/pupils/lessons/situation-ethics?share=true">https://thenational.academy/pupils/lessons/situation-ethics?share=true</a>                                     | Notes:<br>1. Open the link and complete the lesson, pause the video as and when needed.<br>Extension task: Create a ten question quiz about this topic. |
| SPANISH            |  |   |